

NOKIAN RENKAAT OYJ FUTURE (NREF) - EUX/C12

2024/08/15 18:48:24

Price
8.0861 EUR
 Difference  1.49% (0.12)

General attributes

Symbol NREFC12
 Exchange Eurex
 Currency EUR
 Security type Future
 Underlying NOKIAN TYRES OYJ
 Maturity 08-2025
 Contract size 100

Market data

Bid (Bid size) - EUR (-)
 Ask (Ask size) - EUR (-)
 Open 8.0861 EUR
 High 8.0861 EUR
 Low 8.0861 EUR
 Close (prev. day) 7.967 EUR
 Underlying NOKIAN TYRES OYJ
 Underlying price (date) 8.26 (24/08/16)
 Settlement price (date) 8.10 (24/08/15)
 Open Interest 0

Performance and Risk

	6m	1Y	3Y
Perf (%)	-2.91%	+0.64%	-
Perf (abs.)	-0.24	+0.05	-
Beta	-	-	-
Volatility	34.40	39.26	-

Futures and Options

Related Futures -
 Related Options -










5Y

Information about previous performance does not guarantee future performance.
 Source: FactSet

Price data

Ø price 5 days Ø volume 5 days (pcs.)	7.9002 EUR (0)
Ø price 30 days Ø volume 30 days (pcs.)	7.8429 EUR (0)
Ø price 100 days Ø volume 100 days (pcs.)	8.2533 EUR (0)
Ø price 250 days Ø volume 250 days (pcs.)	7.9926 EUR (0)
YTD High date	9.2734 EUR (2024/04/11)
YTD Low date	7.4970 EUR (2024/07/09)
52 Weeks High date	9.2734 EUR (2024/04/11)
52 Weeks Low date	6.4998 EUR (2023/10/25)

Recent Research

on sector		on market	
Date		Headline	Download
2024/08/12		Global Equity Ratings	
2024/07/24		Global Equity Ratings	
2024/07/12		Global Equity Ratings	
2024/06/21		Global Equity Ratings	
2024/06/14		Global Equity Ratings	