

## NETFLIX INC. FUTURE (NTFF) - EUX/C11

2024/09/13 18:35:29

Price  
**719.1097** USDDifference  1.18% (8.36)

## General attributes

Symbol	NTFFC11
Exchange	Eurex
Currency	USD
Security type	Future
Underlying	NETFLIX INC
Maturity	07-2025
Contract size	100

## Market data

Bid (Bid size)	- USD (-)
Ask (Ask size)	- USD (-)
Open	719.1097 USD
High	719.1097 USD
Low	719.1097 USD
Close (prev. day)	710.7488 USD
Underlying	NETFLIX INC
Underlying price (date)	697.06 (24/09/13)
Settlement price (date)	719.11 (24/09/13)
Open Interest	0

## Performance and Risk

	6m	1Y	3Y
Perf (%)	+12.70%	+57.29%	-
Perf (abs.)	+81.01	+261.93	-
Beta	-	-	-
Volatility	45.99	39.44	-

## Futures and Options











Related Futures	-
Related Options	-



## Price data

Ø price 5 days   Ø volume 5 days (pcs.)	704.1531 USD (0)
Ø price 30 days   Ø volume 30 days (pcs.)	696.1424 USD (0)
Ø price 100 days   Ø volume 100 days (pcs.)	683.0893 USD (0)
Ø price 250 days   Ø volume 250 days (pcs.)	572.0506 USD (0)
YTD High   date	733.0453 USD (2024/08/27)
YTD Low   date	492.7455 USD (2024/01/03)
52 Weeks High   date	733.0453 USD (2024/08/27)
52 Weeks Low   date	160.2936 USD (2023/12/14)

## Recent Research

on underlying	on sector	on market	
Date		Headline	Download
2024/09/11		Global Equity Ratings	
2024/09/05		Global Equity Ratings	
2024/08/12		Global Equity Ratings	
2024/07/24		Global Equity Ratings	
2024/07/12		Global Equity Ratings	

5Y