

NETFLIX INC. FUTURE (NTFF) - EUX/C11

2024/07/26 18:35:38

Price
665.4132 USDDifference  -0.62% (-4.18)

General attributes

Symbol	NTFFC11
Exchange	Eurex
Currency	USD
Security type	Future
Underlying	NETFLIX INC
Maturity	06-2025
Contract size	100

Market data

Bid (Bid size)	- USD (-)
Ask (Ask size)	- USD (-)
Open	665.4132 USD
High	665.4132 USD
Low	665.4132 USD
Close (prev. day)	669.5976 USD
Underlying	NETFLIX INC
Underlying price (date)	631.37 (24/07/26)
Settlement price (date)	665.41 (24/07/26)
Open Interest	0

Performance and Risk

	6m	1Y	3Y
Perf (%)	+10.05%	+51.48%	-
Perf (abs.)	+60.75	+226.15	-
Beta	-	-	-
Volatility	44.87	41.18	-

Futures and Options

Related Futures	-
Related Options	-













Information about previous performance does not guarantee future performance.
Source: FactSet

Price data

Ø price 5 days Ø volume 5 days (pcs.)	672.3295 USD (0)
Ø price 30 days Ø volume 30 days (pcs.)	686.4022 USD (0)
Ø price 100 days Ø volume 100 days (pcs.)	649.9643 USD (0)
Ø price 250 days Ø volume 250 days (pcs.)	529.9702 USD (0)
YTD High date	714.6748 USD (2024/06/20)
YTD Low date	492.7455 USD (2024/01/03)
52 Weeks High date	714.6748 USD (2024/06/20)
52 Weeks Low date	160.2936 USD (2023/12/14)

Recent Research

on underlying	on sector	on market	
Date		Headline	Download
2024/07/24		Global Equity Ratings	
2024/07/12		Global Equity Ratings	
2024/06/21		Global Equity Ratings	
2024/06/14		Global Equity Ratings	
2024/05/29		Global Equity Ratings	

5Y