

NETFLIX INC. FUTURE (NTFF) - EUX/C11

2024/04/19 18:42:20

Price
586.6703 USD

Difference  -9.14% (-59.03)

General attributes

Symbol	NTFFC11
Exchange	Eurex
Currency	USD
Security type	Future
Underlying	NETFLIX INC
Maturity	03-2025
Contract size	100

Market data

Bid (Bid size)	- USD (-)
Ask (Ask size)	- USD (-)
Open	586.6703 USD
High	586.6703 USD
Low	586.6703 USD
Close (prev. day)	645.6971 USD
Underlying	NETFLIX INC
Underlying price (date)	555.04 (24/04/19)
Settlement price (date)	588.98 (24/04/19)
Open Interest	0

Performance and Risk

	6m	1Y	3Y
Perf (%)	+39.42%	+74.64%	-
Perf (abs.)	+165.88	+250.74	-
Beta	-	-	-
Volatility	31.24	36.37	-

Futures and Options

Related Futures	-
Related Options	-












Information about previous performance does not guarantee future performance.
 Source: FactSet

Price data

Ø price 5 days Ø volume 5 days (pcs.)	634.7525 USD (0)
Ø price 30 days Ø volume 30 days (pcs.)	646.1471 USD (0)
Ø price 100 days Ø volume 100 days (pcs.)	576.1582 USD (0)
Ø price 250 days Ø volume 250 days (pcs.)	488.9189 USD (0)
YTD High date	663.9259 USD (2024/04/04)
YTD Low date	492.7455 USD (2024/01/03)
52 Weeks High date	663.9259 USD (2024/04/04)
52 Weeks Low date	160.2936 USD (2023/12/14)

Recent Research

on underlying	on sector	on market	
Date		Headline	Download
2024/04/03		Global Equity Ratings	
2024/03/13		Global Equity Ratings	
2024/02/22		Global Equity Ratings	
2024/02/14		Global Equity Ratings	
2024/01/23		Global Equity Ratings	

5Y