

NETFLIX INC. FUTURE (NTFF) - EUX/C11

2024/04/30 18:39:41

Price
580.3076 USDDifference  -0.91% (-5.34)

General attributes

Symbol	NTFFC11
Exchange	Eurex
Currency	USD
Security type	Future
Underlying	NETFLIX INC
Maturity	03-2025
Contract size	100

Market data

Bid (Bid size)	- USD (-)
Ask (Ask size)	- USD (-)
Open	580.3076 USD
High	580.3076 USD
Low	580.3076 USD
Close (prev. day)	585.6467 USD
Underlying	NETFLIX INC
Underlying price (date)	596.97 (24/05/06)
Settlement price (date)	620.45 (24/05/06)
Open Interest	0

Performance and Risk

	6m	1Y	3Y
Perf (%)	+35.40%	+68.65%	-
Perf (abs.)	+151.71	+236.21	-
Beta	-	-	-
Volatility	31.63	36.38	-

Futures and Options

Related Futures	-
Related Options	-

5Y












Information about previous performance does not guarantee future performance.
Source: FactSet

Price data

Ø price 5 days Ø volume 5 days (pcs.)	583.8231 USD (0)
Ø price 30 days Ø volume 30 days (pcs.)	634.3500 USD (0)
Ø price 100 days Ø volume 100 days (pcs.)	582.7020 USD (0)
Ø price 250 days Ø volume 250 days (pcs.)	495.8279 USD (0)
YTD High date	663.9259 USD (2024/04/04)
YTD Low date	492.7455 USD (2024/01/03)
52 Weeks High date	663.9259 USD (2024/04/04)
52 Weeks Low date	160.2936 USD (2023/12/14)

Recent Research

on underlying	on sector	on market	
Date		Headline	Download
2024/04/26		Global Equity Ratings	
2024/04/03		Global Equity Ratings	
2024/03/13		Global Equity Ratings	
2024/02/22		Global Equity Ratings	
2024/02/14		Global Equity Ratings	