

NETFLIX INC. FUTURE (NTFF) - EUX/C11

2023/10/02 19:01:24

Price
401.6642 USDDifference  1.32% (5.25)

General attributes

Symbol	NTFFC11
Exchange	Eurex
Currency	USD
Security type	Future
Underlying	NETFLIX INC
Maturity	08-2024
Contract size	100

Market data

Bid (Bid size)	- USD (-)
Ask (Ask size)	- USD (-)
Open	401.6642 USD
High	401.6642 USD
Low	401.6642 USD
Close (prev. day)	396.4185 USD
Underlying	NETFLIX INC
Underlying price (date)	380.33 (23/10/02)
Settlement price (date)	401.66 (23/10/02)
Open Interest	0

Performance and Risk

	6m	1Y	3Y
Perf (%)	+12.70%	-	-
Perf (abs.)	+45.27	-	-
Beta	-	-	-
Volatility	36.03	37.01	37.01

Futures and Options

Related Futures	-
Related Options	-

5Y












Information about previous performance does not guarantee future performance.
Source: FactSet

Price data

Ø price 5 days Ø volume 5 days (pcs.)	399.0282 USD (0)
Ø price 30 days Ø volume 30 days (pcs.)	434.4099 USD (0)
Ø price 100 days Ø volume 100 days (pcs.)	437.8644 USD (0)
Ø price 250 days Ø volume 250 days (pcs.)	- USD (0)
YTD High date	499.8472 USD (2023/07/19)
YTD Low date	308.6779 USD (2023/03/14)
52 Weeks High date	499.8472 USD (2023/07/19)
52 Weeks Low date	308.6779 USD (2023/03/14)

Recent Research

on underlying	on sector	on market		
Date			Headline	Download
2023/09/29			Global Equity Ratings	
2023/09/08			Global Equity Ratings	
2023/08/22			Global Equity Ratings	
2023/08/17			Global Equity Ratings	
2023/08/09			Global Equity Ratings	