

RENAULT S.A. FUTURE (RNLF) - EUX/C1

2024/10/18 19:05:49

Price
40.48 EUR

Difference  0.14% (0.06)

General attributes

Symbol	RNLFC1
Exchange	Eurex
Currency	EUR
Security type	Future
Underlying	RENAULT SA
Maturity	11-2024
Contract size	100

Market data

Bid (Bid size)	- EUR (-)
Ask (Ask size)	- EUR (-)
Open	40.48 EUR
High	40.48 EUR
Low	40.48 EUR
Close (prev. day)	40.4242 EUR
Underlying	RENAULT SA
Underlying price (date)	40.48 (24/10/18)
Settlement price (date)	40.59 (24/10/18)
Open Interest	0

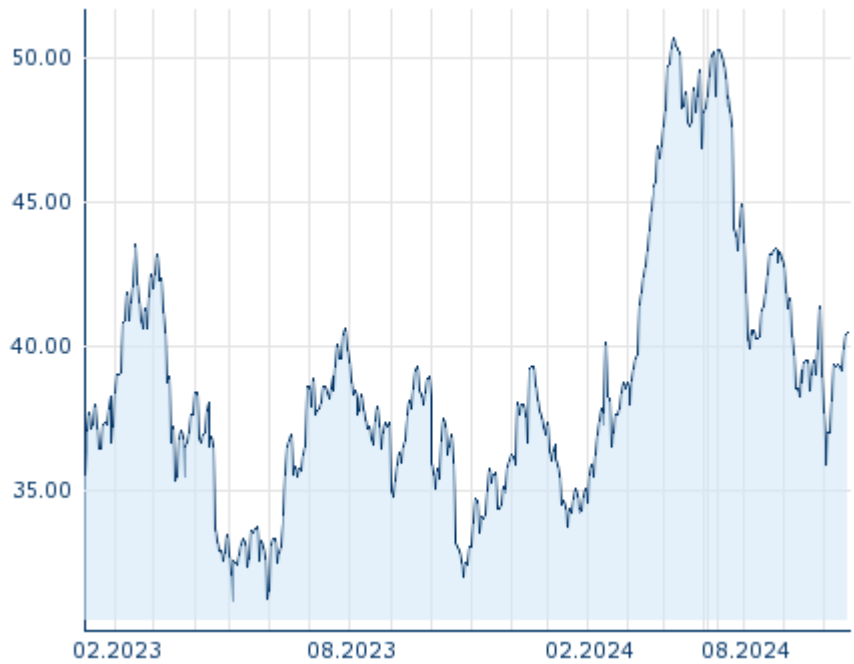
Performance and Risk

	6m	1Y	3Y
Perf (%)	-17.09%	+12.20%	-
Perf (abs.)	-8.35	+4.40	-
Beta	-	-	-
Volatility	33.03	30.37	-

Futures and Options

Related Futures	-
Related Options	-

5Y












Information about previous performance does not guarantee future performance.
Source: FactSet

Price data

Ø price 5 days Ø volume 5 days (pcs.)	39.87 EUR (0)
Ø price 30 days Ø volume 30 days (pcs.)	38.94 EUR (725)
Ø price 100 days Ø volume 100 days (pcs.)	42.20 EUR (327)
Ø price 250 days Ø volume 250 days (pcs.)	40.43 EUR (143)
YTD High date	50.65 EUR (2024/04/09)
YTD Low date	33.76 EUR (2024/01/17)
52 Weeks High date	50.65 EUR (2024/04/09)
52 Weeks Low date	32.09 EUR (2023/10/26)

Recent Research

on sector		on market	
Date		Headline	Download
2024/09/27		Global Equity Ratings	
2024/09/11		Global Equity Ratings	
2024/09/05		Global Equity Ratings	
2024/08/12		Global Equity Ratings	
2024/07/24		Global Equity Ratings	