

RENAULT S.A. FUTURE (RNLF) - EUX/C1

2024/07/16 18:51:02

Price
50.0166 EUR

Difference  -0.41% (-0.21)

General attributes

Symbol	RNFLC1
Exchange	Eurex
Currency	EUR
Security type	Future
Underlying	RENAULT SA
Maturity	07-2024
Contract size	100

Market data

Bid (Bid size)	- EUR (-)
Ask (Ask size)	- EUR (-)
Open	50.0166 EUR
High	50.0166 EUR
Low	50.0166 EUR
Close (prev. day)	50.2222 EUR
Underlying	RENAULT SA
Underlying price (date)	49.74 (24/07/17)
Settlement price (date)	50.02 (24/07/16)
Open Interest	0

Performance and Risk

	6m	1Y	3Y
Perf (%)	+45.10%	+30.27%	-
Perf (abs.)	+15.55	+11.62	-
Beta	-	-	-
Volatility	28.93	29.79	-

Futures and Options

Related Futures	-
Related Options	-












5Y

Information about previous performance does not guarantee future performance.
Source: FactSet

Price data

Ø price 5 days Ø volume 5 days (pcs.)	50.1526 EUR (0)
Ø price 30 days Ø volume 30 days (pcs.)	49.6690 EUR (263)
Ø price 100 days Ø volume 100 days (pcs.)	45.8013 EUR (79)
Ø price 250 days Ø volume 250 days (pcs.)	39.0412 EUR (57)
YTD High date	50.6548 EUR (2024/04/09)
YTD Low date	33.7623 EUR (2024/01/17)
52 Weeks High date	50.6548 EUR (2024/04/09)
52 Weeks Low date	32.0922 EUR (2023/10/26)

Recent Research

on sector		on market	
Date		Headline	Download
2024/07/12		Global Equity Ratings	
2024/06/24		Pilulka Lékárny	
2024/06/21		Global Equity Ratings	
2024/06/14		Global Equity Ratings	
2024/05/29		Global Equity Ratings	