

# QUADIENT S.A. FUTURE (NP6G) - EUX/C13

2024/09/03 18:38:38

**Price**  
**17.3387** EUR

**Difference**  **-2.11% (-0.37)**

### General attributes

Symbol	NP6GC13
Exchange	Eurex
Currency	EUR
Security type	Future
Underlying	QUADIENT S.A.
Maturity	09-2025
Contract size	100

### Market data

Bid (Bid size)	- EUR (-)
Ask (Ask size)	- EUR (-)
Open	17.3387 EUR
High	17.3387 EUR
Low	17.3387 EUR
Close (prev. day)	17.7126 EUR
Underlying	QUADIENT S.A.
Underlying price (date)	17.30 (24/09/03)
Settlement price (date)	17.34 (24/09/03)
Open Interest	0

### Performance and Risk

	6m	1Y	3Y
Perf (%)	-9.71%	-8.71%	-
Perf (abs.)	-1.90	-1.69	-
Beta	-	-	-
Volatility	49.95	35.28	-

### Futures and Options

Related Futures	-
Related Options	-

5Y












Information about previous performance does not guarantee future performance.  
Source: FactSet

### Price data

Ø price 5 days   Ø volume 5 days (pcs.)	17.4780 EUR (0)
Ø price 30 days   Ø volume 30 days (pcs.)	17.5341 EUR (0)
Ø price 100 days   Ø volume 100 days (pcs.)	17.9960 EUR (0)
Ø price 250 days   Ø volume 250 days (pcs.)	19.0885 EUR (0)
YTD High   date	22.1691 EUR (2024/06/18)
YTD Low   date	17.0475 EUR (2024/08/05)
52 Weeks High   date	22.1691 EUR (2024/06/18)
52 Weeks Low   date	17.0475 EUR (2024/08/05)

### Recent Research

on sector		on market	
Date		Headline	Download
2024/08/12		Global Equity Ratings	
2024/07/24		Global Equity Ratings	
2024/07/12		Global Equity Ratings	
2024/06/21		Global Equity Ratings	
2024/06/14		Global Equity Ratings	