

NETFLIX INC. FUTURE (NTFF) - EUX/C1

2024/07/26 18:35:38

Price
637.7672 USDDifference  -0.63% (-4.04)

General attributes

Symbol	NTFFC1
Exchange	Eurex
Currency	USD
Security type	Future
Underlying	NETFLIX INC
Maturity	08-2024
Contract size	100

Market data

Bid (Bid size)	- USD (-)
Ask (Ask size)	- USD (-)
Open	637.7672 USD
High	637.7672 USD
Low	637.7672 USD
Close (prev. day)	641.8104 USD
Underlying	NETFLIX INC
Underlying price (date)	631.37 (24/07/26)
Settlement price (date)	637.77 (24/07/26)
Open Interest	0

Performance and Risk

	6m	1Y	3Y
Perf (%)	+10.12%	+52.36%	-
Perf (abs.)	+58.63	+219.18	-
Beta	-	-	-
Volatility	35.99	37.76	-

Futures and Options

Related Futures	-
Related Options	-












5Y

Price data

Ø price 5 days Ø volume 5 days (pcs.)	644.2766 USD (0)
Ø price 30 days Ø volume 30 days (pcs.)	659.1765 USD (0)
Ø price 100 days Ø volume 100 days (pcs.)	620.1348 USD (0)
Ø price 250 days Ø volume 250 days (pcs.)	507.7742 USD (0)
YTD High date	683.7964 USD (2024/06/20)
YTD Low date	471.9195 USD (2024/01/03)
52 Weeks High date	683.7964 USD (2024/06/20)
52 Weeks Low date	153.2697 USD (2023/12/14)

Recent Research

on underlying	on sector	on market	
Date		Headline	Download
2024/07/24		Global Equity Ratings	
2024/07/12		Global Equity Ratings	
2024/06/21		Global Equity Ratings	
2024/06/14		Global Equity Ratings	
2024/05/29		Global Equity Ratings	