

NETFLIX INC. FUTURE (NTFF) - EUX/C1

2024/07/16 18:50:44

Price
654.2896 USDDifference  -1.35% (-8.99)

General attributes

Symbol	NTFFC1
Exchange	Eurex
Currency	USD
Security type	Future
Underlying	NETFLIX INC
Maturity	07-2024
Contract size	100

Market data

Bid (Bid size)	- USD (-)
Ask (Ask size)	- USD (-)
Open	654.2896 USD
High	654.2896 USD
Low	654.2896 USD
Close (prev. day)	663.2751 USD
Underlying	NETFLIX INC
Underlying price (date)	656.32 (24/07/16)
Settlement price (date)	654.29 (24/07/16)
Open Interest	0

Performance and Risk

	6m	1Y	3Y
Perf (%)	+34.95%	+46.06%	-
Perf (abs.)	+169.44	+206.34	-
Beta	-	-	-
Volatility	42.34	39.51	-

Futures and Options










Related Futures	-
Related Options	-



Price data

Ø price 5 days Ø volume 5 days (pcs.)	657.3967 USD (0)
Ø price 30 days Ø volume 30 days (pcs.)	672.3297 USD (0)
Ø price 100 days Ø volume 100 days (pcs.)	613.7038 USD (0)
Ø price 250 days Ø volume 250 days (pcs.)	499.5034 USD (0)
YTD High date	683.7964 USD (2024/06/20)
YTD Low date	471.9195 USD (2024/01/03)
52 Weeks High date	683.7964 USD (2024/06/20)
52 Weeks Low date	153.2697 USD (2023/12/14)

Recent Research

on underlying	on sector	on market	
Date		Headline	Download
2024/07/12		Global Equity Ratings	
2024/06/21		Global Equity Ratings	
2024/06/14		Global Equity Ratings	
2024/05/29		Global Equity Ratings	
2024/04/26		Global Equity Ratings	