

NETFLIX INC. FUTURE (NTFF) - EUX/C1

2024/06/21 19:14:43

Price
683.26 USDDifference  -0.08% (-0.54)

General attributes

Symbol	NTFFC1
Exchange	Eurex
Currency	USD
Security type	Future
Underlying	NETFLIX INC
Maturity	07-2024
Contract size	100

Market data

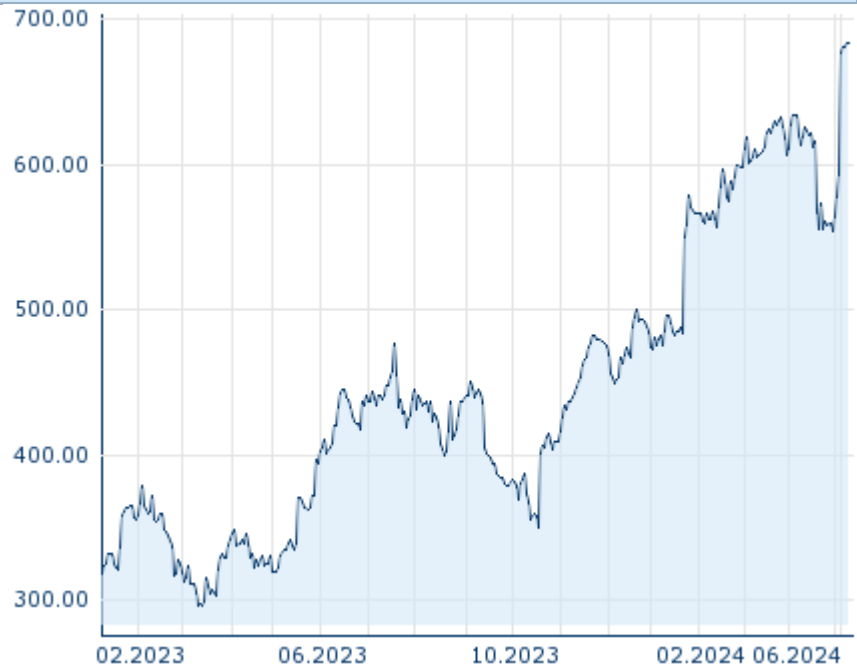
Bid (Bid size)	- USD (-)
Ask (Ask size)	- USD (-)
Open	680.62 USD
High	683.26 USD
Low	680.62 USD
Close (prev. day)	683.7964 USD
Underlying	NETFLIX INC
Underlying price (date)	672.41 (24/06/25)
Settlement price (date)	670.81 (24/06/25)
Open Interest	0

Performance and Risk

	6m	1Y	3Y
Perf (%)	+38.75%	+60.11%	-
Perf (abs.)	+190.83	+256.52	-
Beta	-	-	-
Volatility	39.80	38.45	-

Futures and Options

Related Futures	-
Related Options	-












Information about previous performance does not guarantee future performance.
Source: FactSet

Price data

Ø price 5 days Ø volume 5 days (pcs.)	681.29 USD (0)
Ø price 30 days Ø volume 30 days (pcs.)	- USD (-)
Ø price 100 days Ø volume 100 days (pcs.)	601.78 USD (0)
Ø price 250 days Ø volume 250 days (pcs.)	493.02 USD (0)
YTD High date	683.80 USD (2024/06/20)
YTD Low date	471.92 USD (2024/01/03)
52 Weeks High date	683.80 USD (2024/06/20)
52 Weeks Low date	153.27 USD (2023/12/14)

Recent Research

on underlying		on sector		on market	
Date				Headline	Download
2024/06/21				Global Equity Ratings	
2024/06/14				Global Equity Ratings	
2024/05/29				Global Equity Ratings	
2024/04/26				Global Equity Ratings	
2024/04/03				Global Equity Ratings	