

## NETFLIX INC. FUTURE (NTFF) - EUX/C1

2024/05/06 18:30:01

Price  
592.6942 USDDifference  2.52% (14.56)

## General attributes

Symbol	NTFFC1
Exchange	Eurex
Currency	USD
Security type	Future
Underlying	NETFLIX INC
Maturity	05-2024
Contract size	100

## Market data

Bid (Bid size)	- USD (-)
Ask (Ask size)	- USD (-)
Open	592.6942 USD
High	592.6942 USD
Low	592.6942 USD
Close (prev. day)	578.1351 USD
Underlying	NETFLIX INC
Underlying price (date)	602.72 (24/05/07)
Settlement price (date)	592.69 (24/05/06)
Open Interest	0

## Performance and Risk

	6m	1Y	3Y
Perf (%)	+37.37%	+84.14%	-
Perf (abs.)	+161.24	+270.82	-
Beta	-	-	-
Volatility	31.41	36.36	-

## Futures and Options

Related Futures	-
Related Options	-












Information about previous performance does not guarantee future performance.  
Source: FactSet

## Price data

Ø price 5 days   Ø volume 5 days (pcs.)	569.4854 USD (0)
Ø price 30 days   Ø volume 30 days (pcs.)	601.8393 USD (0)
Ø price 100 days   Ø volume 100 days (pcs.)	561.4479 USD (0)
Ø price 250 days   Ø volume 250 days (pcs.)	476.7334 USD (0)
YTD High   date	634.7805 USD (2024/04/04)
YTD Low   date	471.9195 USD (2024/01/03)
52 Weeks High   date	634.7805 USD (2024/04/04)
52 Weeks Low   date	153.2697 USD (2023/12/14)

## Recent Research

on underlying	on sector	on market	
Date		Headline	Download
2024/04/26		Global Equity Ratings	
2024/04/03		Global Equity Ratings	
2024/03/13		Global Equity Ratings	
2024/02/22		Global Equity Ratings	
2024/02/14		Global Equity Ratings	