

NETFLIX INC. FUTURE (NTFF) - EUX/C1

2024/04/25 18:47:10

Price
560.312 USDDifference  0.81% (4.47)

General attributes

Symbol	NTFFC1
Exchange	Eurex
Currency	USD
Security type	Future
Underlying	NETFLIX INC
Maturity	05-2024
Contract size	100

Market data

Bid (Bid size)	- USD (-)
Ask (Ask size)	- USD (-)
Open	560.312 USD
High	560.312 USD
Low	560.312 USD
Close (prev. day)	555.8372 USD
Underlying	NETFLIX INC
Underlying price (date)	556.15 (24/04/26)
Settlement price (date)	560.31 (24/04/25)
Open Interest	0

Performance and Risk

	6m	1Y	3Y
Perf (%)	+35.00%	+73.02%	-
Perf (abs.)	+145.27	+236.46	-
Beta	-	-	-
Volatility	31.15	36.34	-

Futures and Options

Related Futures	-
Related Options	-












Information about previous performance does not guarantee future performance.
Source: FactSet

Price data

Ø price 5 days Ø volume 5 days (pcs.)	562.519 USD (0)
Ø price 30 days Ø volume 30 days (pcs.)	612.188 USD (0)
Ø price 100 days Ø volume 100 days (pcs.)	554.732 USD (0)
Ø price 250 days Ø volume 250 days (pcs.)	471.110 USD (0)
YTD High date	634.781 USD (2024/04/04)
YTD Low date	471.920 USD (2024/01/03)
52 Weeks High date	634.781 USD (2024/04/04)
52 Weeks Low date	153.270 USD (2023/12/14)

Recent Research

on underlying	on sector	on market	
Date		Headline	Download
2024/04/26		Global Equity Ratings	
2024/04/03		Global Equity Ratings	
2024/03/13		Global Equity Ratings	
2024/02/22		Global Equity Ratings	
2024/02/14		Global Equity Ratings	