

NIKE INC. FUTURE (NKEF) - EUX/C10

2024/07/16 18:50:43

Price
73.8985 USD

Difference  -0.72% (-0.54)

General attributes

Symbol	NKEFC10
Exchange	Eurex
Currency	USD
Security type	Future
Underlying	NIKE INC. 'B'
Maturity	04-2025
Contract size	100

Market data

Bid (Bid size)	- USD (-)
Ask (Ask size)	- USD (-)
Open	73.8985 USD
High	73.8985 USD
Low	73.8985 USD
Close (prev. day)	74.4335 USD
Underlying	NIKE INC. 'B'
Underlying price (date)	72.81 (24/07/16)
Settlement price (date)	73.90 (24/07/16)
Open Interest	0

Performance and Risk

	6m	1Y	3Y
Perf (%)	-30.16%	-33.70%	-
Perf (abs.)	-31.92	-37.56	-
Beta	-	-	-
Volatility	53.67	39.98	-

Futures and Options

Related Futures	-
Related Options	-












Information about previous performance does not guarantee future performance.
Source: FactSet

Price data

Ø price 5 days Ø volume 5 days (pcs.)	74.5815 USD (0)
Ø price 30 days Ø volume 30 days (pcs.)	89.2059 USD (0)
Ø price 100 days Ø volume 100 days (pcs.)	97.7957 USD (0)
Ø price 250 days Ø volume 250 days (pcs.)	105.1303 USD (0)
YTD High date	110.4243 USD (2024/01/02)
YTD Low date	73.8985 USD (2024/07/16)
52 Weeks High date	127.2656 USD (2023/12/20)
52 Weeks Low date	73.8985 USD (2024/07/16)

Recent Research

on underlying	on sector	on market	
Date		Headline	Download
2024/07/12		Global Equity Ratings	
2024/06/21		Global Equity Ratings	
2024/06/14		Global Equity Ratings	
2024/05/29		Global Equity Ratings	
2024/04/26		Global Equity Ratings	