

NIKE INC. FUTURE (NKEF) - EUX/C10

2024/05/03 18:33:09

Price
94.1424 USD

Difference  -0.34% (-0.32)

General attributes

Symbol	NKEFC10
Exchange	Eurex
Currency	USD
Security type	Future
Underlying	NIKE INC. 'B'
Maturity	02-2025
Contract size	100

Market data

Bid (Bid size)	- USD (-)
Ask (Ask size)	- USD (-)
Open	94.1424 USD
High	94.1424 USD
Low	94.1424 USD
Close (prev. day)	94.4655 USD
Underlying	NIKE INC. 'B'
Underlying price (date)	92.15 (24/05/03)
Settlement price (date)	94.14 (24/05/03)
Open Interest	0

Performance and Risk

	6m	1Y	3Y
Perf (%)	-15.05%	-27.96%	-
Perf (abs.)	-16.67	-36.54	-
Beta	-	-	-
Volatility	28.87	27.23	-

Futures and Options

Related Futures	-
Related Options	-

5Y












Information about previous performance does not guarantee future performance.
Source: FactSet

Price data

Ø price 5 days Ø volume 5 days (pcs.)	95.3701 USD (0)
Ø price 30 days Ø volume 30 days (pcs.)	95.9683 USD (0)
Ø price 100 days Ø volume 100 days (pcs.)	104.8405 USD (0)
Ø price 250 days Ø volume 250 days (pcs.)	107.3565 USD (0)
YTD High date	110.4243 USD (2024/01/02)
YTD Low date	92.0582 USD (2024/04/10)
52 Weeks High date	130.8253 USD (2023/05/08)
52 Weeks Low date	92.0582 USD (2024/04/10)

Recent Research

on underlying	on sector	on market	
Date		Headline	Download
2024/04/26		Global Equity Ratings	
2024/04/03		Global Equity Ratings	
2024/03/13		Global Equity Ratings	
2024/02/22		Global Equity Ratings	
2024/02/14		Global Equity Ratings	