

# NIKE INC. FUTURE (NKEF) - EUX/C10

2023/09/29 18:38:21

Price  
**98.3626** USD

Difference  6.08% (5.64)

### General attributes

Symbol	NKEFC10
Exchange	Eurex
Currency	USD
Security type	Future
Underlying	NIKE INC. 'B'
Maturity	07-2024
Contract size	100

### Market data

Bid (Bid size)	- USD (-)
Ask (Ask size)	- USD (-)
Open	98.3626 USD
High	98.3626 USD
Low	98.3626 USD
Close (prev. day)	92.7232 USD
Underlying	NIKE INC. 'B'
Underlying price (date)	95.62 (23/09/29)
Settlement price (date)	98.36 (23/09/29)
Open Interest	0

### Performance and Risk

	6m	1Y	3Y
Perf (%)	-20.40%	-	-
Perf (abs.)	-25.21	-	-
Beta	-	-	-
Volatility	24.36	23.82	23.82

### Futures and Options

Related Futures	-
Related Options	-











Information about previous performance does not guarantee future performance.  
Source: FactSet

### Price data

Ø price 5 days   Ø volume 5 days (pcs.)	94.0938 USD (0)
Ø price 30 days   Ø volume 30 days (pcs.)	100.5012 USD (0)
Ø price 100 days   Ø volume 100 days (pcs.)	109.2592 USD (0)
Ø price 250 days   Ø volume 250 days (pcs.)	- USD (0)
YTD High   date	134.7103 USD (2023/02/02)
YTD Low   date	92.6089 USD (2023/09/27)
52 Weeks High   date	134.7103 USD (2023/02/02)
52 Weeks Low   date	92.6089 USD (2023/09/27)

### Recent Research

on underlying	on sector	on market	
Date		Headline	Download
2023/09/29		Global Equity Ratings	
2023/09/08		Global Equity Ratings	
2023/08/22		Global Equity Ratings	
2023/08/17		Global Equity Ratings	
2023/08/09		Global Equity Ratings	