

# PROCTER & GAMBLE CO., THE FUTURE (PGFF) - EUX/C10

2024/09/17 18:46:09

**Price**  
**178.6319** USD

**Difference**  **-0.07% (-0.12)**

### General attributes

Symbol	PGFFC10
Exchange	Eurex
Currency	USD
Security type	Future
Underlying	PROCTER & GAMBLE CO
Maturity	06-2025
Contract size	100

### Market data

Bid (Bid size)	- USD (-)
Ask (Ask size)	- USD (-)
Open	178.6319 USD
High	178.6319 USD
Low	178.6319 USD
Close (prev. day)	178.7528 USD
Underlying	PROCTER & GAMBLE CO
Underlying price (date)	175.04 (24/09/18)
Settlement price (date)	178.63 (24/09/17)
Open Interest	0

### Performance and Risk

	6m	1Y	3Y
Perf (%)	+8.40%	+12.63%	-
Perf (abs.)	+13.84	+20.03	-
Beta	-	-	-
Volatility	17.47	16.37	-

### Futures and Options

Related Futures	-
Related Options	-

5Y











Information about previous performance does not guarantee future performance.  
 Source: FactSet

### Price data

Ø price 5 days   Ø volume 5 days (pcs.)	177.6845 USD (0)
Ø price 30 days   Ø volume 30 days (pcs.)	174.9017 USD (0)
Ø price 100 days   Ø volume 100 days (pcs.)	172.5445 USD (0)
Ø price 250 days   Ø volume 250 days (pcs.)	161.2238 USD (0)
YTD High   date	180.4405 USD (2024/09/10)
YTD Low   date	149.3519 USD (2024/01/18)
52 Weeks High   date	180.4405 USD (2024/09/10)
52 Weeks Low   date	144.4842 USD (2023/10/09)

### Recent Research

on underlying	on sector	on market	
Date		Headline	Download
2024/09/11		Global Equity Ratings	
2024/09/05		Global Equity Ratings	
2024/08/12		Global Equity Ratings	
2024/07/24		Global Equity Ratings	
2024/07/12		Global Equity Ratings	