

# PROCTER & GAMBLE CO., THE FUTURE (PGFF) - EUX/C10

2024/07/18 18:34:25

Price  
**174.0206** USD

Difference  0.62% (1.08)

### General attributes

Symbol	PGFFC10
Exchange	Eurex
Currency	USD
Security type	Future
Underlying	PROCTER & GAMBLE CO
Maturity	04-2025
Contract size	100

### Market data

Bid (Bid size)	- USD (-)
Ask (Ask size)	- USD (-)
Open	174.0206 USD
High	174.0206 USD
Low	174.0206 USD
Close (prev. day)	172.9421 USD
Underlying	PROCTER & GAMBLE CO
Underlying price (date)	168.44 (24/07/18)
Settlement price (date)	174.02 (24/07/18)
Open Interest	0

### Performance and Risk

	6m	1Y	3Y
Perf (%)	+16.52%	+13.96%	-
Perf (abs.)	+24.67	+21.31	-
Beta	-	-	-
Volatility	14.66	14.71	-

### Futures and Options

Related Futures	-
Related Options	-












5Y

Information about previous performance does not guarantee future performance.  
Source: FactSet

### Price data

Ø price 5 days   Ø volume 5 days (pcs.)	171.3919 USD (0)
Ø price 30 days   Ø volume 30 days (pcs.)	170.9442 USD (0)
Ø price 100 days   Ø volume 100 days (pcs.)	165.6420 USD (0)
Ø price 250 days   Ø volume 250 days (pcs.)	158.1255 USD (0)
YTD High   date	174.0206 USD (2024/07/18)
YTD Low   date	149.3519 USD (2024/01/18)
52 Weeks High   date	174.0206 USD (2024/07/18)
52 Weeks Low   date	144.4842 USD (2023/10/09)

### Recent Research

on underlying	on sector	on market	
Date		Headline	Download
2024/07/12		Global Equity Ratings	
2024/06/21		Global Equity Ratings	
2024/06/14		Global Equity Ratings	
2024/05/29		Global Equity Ratings	
2024/04/26		Global Equity Ratings	