

NIKE INC. FUTURE (NKEF) - EUX/C13

2024/07/16 18:50:43

Price
74.3797 USD

Difference  -0.71% (-0.53)

General attributes

Symbol	NKEFC13
Exchange	Eurex
Currency	USD
Security type	Future
Underlying	NIKE INC. 'B'
Maturity	07-2025
Contract size	100

Market data

Bid (Bid size)	- USD (-)
Ask (Ask size)	- USD (-)
Open	74.3797 USD
High	74.3797 USD
Low	74.3797 USD
Close (prev. day)	74.9078 USD
Underlying	NIKE INC. 'B'
Underlying price (date)	72.81 (24/07/16)
Settlement price (date)	74.38 (24/07/16)
Open Interest	0

Performance and Risk

	6m	1Y	3Y
Perf (%)	-30.22%	-33.91%	-
Perf (abs.)	-32.22	-38.16	-
Beta	-	-	-
Volatility	48.82	38.01	-

Futures and Options

Related Futures	-
Related Options	-











Information about previous performance does not guarantee future performance.
Source: FactSet

Price data

Ø price 5 days Ø volume 5 days (pcs.)	75.0380 USD (0)
Ø price 30 days Ø volume 30 days (pcs.)	84.5862 USD (0)
Ø price 100 days Ø volume 100 days (pcs.)	96.9116 USD (0)
Ø price 250 days Ø volume 250 days (pcs.)	105.4366 USD (0)
YTD High date	111.2985 USD (2024/01/02)
YTD Low date	74.3573 USD (2024/07/10)
52 Weeks High date	129.4991 USD (2023/12/18)
52 Weeks Low date	74.3573 USD (2024/07/10)

Recent Research

on underlying	on sector	on market	
Date		Headline	Download
2024/07/12		Global Equity Ratings	
2024/06/21		Global Equity Ratings	
2024/06/14		Global Equity Ratings	
2024/05/29		Global Equity Ratings	
2024/04/26		Global Equity Ratings	