

NIKE INC. FUTURE (NKEF) - EUX/C13

2024/05/03 18:33:09

Price
95.2157 USD

Difference  **-0.37% (-0.35)**

General attributes

Symbol	NKEFC13
Exchange	Eurex
Currency	USD
Security type	Future
Underlying	NIKE INC. 'B'
Maturity	05-2025
Contract size	100

Market data

Bid (Bid size)	- USD (-)
Ask (Ask size)	- USD (-)
Open	95.2157 USD
High	95.2157 USD
Low	95.2157 USD
Close (prev. day)	95.5705 USD
Underlying	NIKE INC. 'B'
Underlying price (date)	92.15 (24/05/03)
Settlement price (date)	95.22 (24/05/03)
Open Interest	0

Performance and Risk

	6m	1Y	3Y
Perf (%)	-14.91%	-27.72%	-
Perf (abs.)	-16.68	-36.52	-
Beta	-	-	-
Volatility	29.99	28.31	-

Futures and Options

Related Futures	-
Related Options	-

5Y












Information about previous performance does not guarantee future performance.
Source: FactSet

Price data

Ø price 5 days Ø volume 5 days (pcs.)	96.9117 USD (0)
Ø price 30 days Ø volume 30 days (pcs.)	97.1548 USD (0)
Ø price 100 days Ø volume 100 days (pcs.)	105.9495 USD (0)
Ø price 250 days Ø volume 250 days (pcs.)	108.4898 USD (0)
YTD High date	111.2985 USD (2024/01/02)
YTD Low date	92.8654 USD (2024/04/10)
52 Weeks High date	131.8844 USD (2023/05/08)
52 Weeks Low date	92.8654 USD (2024/04/10)

Recent Research

on underlying	on sector	on market	
Date		Headline	Download
2024/04/26		Global Equity Ratings	
2024/04/03		Global Equity Ratings	
2024/03/13		Global Equity Ratings	
2024/02/22		Global Equity Ratings	
2024/02/14		Global Equity Ratings	