

# NIKE INC. FUTURE (NKEF) - EUX/C13

2024/05/02 18:23:53

Price  
**95.5705** USD

Difference  -1.24% (-1.20)

### General attributes

Symbol	NKEFC13
Exchange	Eurex
Currency	USD
Security type	Future
Underlying	NIKE INC. 'B'
Maturity	05-2025
Contract size	100

### Market data

Bid (Bid size)	- USD (-)
Ask (Ask size)	- USD (-)
Open	95.5705 USD
High	95.5705 USD
Low	95.5705 USD
Close (prev. day)	96.7747 USD
Underlying	NIKE INC. 'B'
Underlying price (date)	92.09 (24/05/03)
Settlement price (date)	95.57 (24/05/02)
Open Interest	0

### Performance and Risk

	6m	1Y	3Y
Perf (%)	-12.48%	-27.26%	-
Perf (abs.)	-13.63	-35.82	-
Beta	-	-	-
Volatility	29.99	28.40	-

### Futures and Options

Related Futures	-
Related Options	-

5Y












Information about previous performance does not guarantee future performance.  
Source: FactSet

### Price data

Ø price 5 days   Ø volume 5 days (pcs.)	97.3357 USD (0)
Ø price 30 days   Ø volume 30 days (pcs.)	97.2217 USD (0)
Ø price 100 days   Ø volume 100 days (pcs.)	106.0579 USD (0)
Ø price 250 days   Ø volume 250 days (pcs.)	108.5431 USD (0)
YTD High   date	111.2985 USD (2024/01/02)
YTD Low   date	92.8654 USD (2024/04/10)
52 Weeks High   date	131.8844 USD (2023/05/08)
52 Weeks Low   date	92.8654 USD (2024/04/10)

### Recent Research

on underlying	on sector	on market	
Date		Headline	Download
2024/04/26		Global Equity Ratings	
2024/04/03		Global Equity Ratings	
2024/03/13		Global Equity Ratings	
2024/02/22		Global Equity Ratings	
2024/02/14		Global Equity Ratings	