

NESTLÉ S.A. FUTURE (NESG) - EUX/C14

2024/05/06 18:29:59

Price
90.8633 CHF

Difference  -0.43% (-0.39)

General attributes

Symbol	NESGC14
Exchange	Eurex
Currency	CHF
Security type	Future
Underlying	NESTLÉ SA
Maturity	12-2026
Contract size	100

Market data

Bid (Bid size)	- CHF (-)
Ask (Ask size)	- CHF (-)
Open	90.8633 CHF
High	90.8633 CHF
Low	90.8633 CHF
Close (prev. day)	91.2547 CHF
Underlying	NESTLÉ SA
Underlying price (date)	96.62 (24/05/17)
Settlement price (date)	95.23 (24/05/17)
Open Interest	0

Performance and Risk

	6m	1Y	3Y
Perf (%)	-8.45%	-22.33%	-
Perf (abs.)	-8.38	-26.12	-
Beta	-	-	-
Volatility	16.88	16.07	-

Futures and Options

Related Futures	-
Related Options	-

5Y












Information about previous performance does not guarantee future performance.
Source: FactSet

Price data

Ø price 5 days Ø volume 5 days (pcs.)	91.3651 CHF (0)
Ø price 30 days Ø volume 30 days (pcs.)	91.6993 CHF (0)
Ø price 100 days Ø volume 100 days (pcs.)	93.4215 CHF (0)
Ø price 250 days Ø volume 250 days (pcs.)	99.9592 CHF (0)
YTD High date	97.8046 CHF (2024/02/05)
YTD Low date	89.2494 CHF (2024/02/29)
52 Weeks High date	116.8976 CHF (2023/05/09)
52 Weeks Low date	89.2494 CHF (2024/02/29)

Recent Research

on underlying	on sector	on market	
Date		Headline	Download
2024/04/26		Global Equity Ratings	
2024/04/03		Global Equity Ratings	
2024/03/13		Global Equity Ratings	
2024/02/22		Global Equity Ratings	
2024/02/14		Global Equity Ratings	