

3M CO. FUTURE (MMMFC) - EUX/C12

2024/08/22 18:35:41

Price
131.7428 USDDifference  -0.25% (-0.33)

General attributes

Symbol	MMMFC12
Exchange	Eurex
Currency	USD
Security type	Future
Underlying	3M COMPANY
Maturity	08-2025
Contract size	100

Market data

Bid (Bid size)	- USD (-)
Ask (Ask size)	- USD (-)
Open	131.7428 USD
High	131.7428 USD
Low	131.7428 USD
Close (prev. day)	132.0768 USD
Underlying	3M COMPANY
Underlying price (date)	128.60 (24/08/22)
Settlement price (date)	131.74 (24/08/22)
Open Interest	0

Performance and Risk

	6m	1Y	3Y
Perf (%)	+45.36%	+31.75%	-
Perf (abs.)	+41.11	+31.75	-
Beta	-	-	-
Volatility	45.92	38.46	-

Futures and Options

Related Futures	-
Related Options	-










5Y

Information about previous performance does not guarantee future performance.
Source: FactSet

Price data

Ø price 5 days Ø volume 5 days (pcs.)	130.7770 USD (0)
Ø price 30 days Ø volume 30 days (pcs.)	121.0812 USD (0)
Ø price 100 days Ø volume 100 days (pcs.)	108.1306 USD (0)
Ø price 250 days Ø volume 250 days (pcs.)	100.3120 USD (0)
YTD High date	132.0768 USD (2024/08/21)
YTD Low date	88.9115 USD (2024/04/16)
52 Weeks High date	132.0768 USD (2024/08/21)
52 Weeks Low date	85.1291 USD (2023/10/20)

Recent Research

on underlying	on sector	on market	
Date		Headline	Download
2023/06/06		Global Equity Ratings	
2023/06/01		Global Equity Ratings	
2023/05/24		Global Equity Ratings	
2023/05/03		Global Equity Ratings	
2023/04/25		Global Equity Ratings	