

3M CO. FUTURE (MMMFC) - EUX/C12

2024/07/17 18:45:59

Price
106.5413 USDDifference  1.62% (1.70)

General attributes

Symbol	MMMFC12
Exchange	Eurex
Currency	USD
Security type	Future
Underlying	3M COMPANY
Maturity	06-2025
Contract size	100

Market data

Bid (Bid size)	- USD (-)
Ask (Ask size)	- USD (-)
Open	106.5413 USD
High	106.5413 USD
Low	106.5413 USD
Close (prev. day)	104.844 USD
Underlying	3M COMPANY
Underlying price (date)	104.64 (24/07/17)
Settlement price (date)	106.54 (24/07/17)
Open Interest	0

Performance and Risk

	6m	1Y	3Y
Perf (%)	+0.70%	+5.72%	-
Perf (abs.)	+0.74	+5.77	-
Beta	-	-	-
Volatility	44.03	34.34	-

Futures and Options

Related Futures	-
Related Options	-












5Y

Information about previous performance does not guarantee future performance.
Source: FactSet

Price data

Ø price 5 days Ø volume 5 days (pcs.)	105.9648 USD (0)
Ø price 30 days Ø volume 30 days (pcs.)	104.9420 USD (0)
Ø price 100 days Ø volume 100 days (pcs.)	96.2967 USD (0)
Ø price 250 days Ø volume 250 days (pcs.)	97.9844 USD (0)
YTD High date	109.5236 USD (2024/01/02)
YTD Low date	88.9115 USD (2024/04/16)
52 Weeks High date	112.5225 USD (2023/07/28)
52 Weeks Low date	85.1291 USD (2023/10/20)

Recent Research

on underlying	on sector	on market	
Date		Headline	Download
2023/06/06		Global Equity Ratings	
2023/06/01		Global Equity Ratings	
2023/05/24		Global Equity Ratings	
2023/05/03		Global Equity Ratings	
2023/04/25		Global Equity Ratings	