

# ORION CORP. FUTURE (ORNG) - EUX/C10

2024/08/07 18:43:25

Price  
**41.9794** EUR

Difference  0.88% (0.37)

### General attributes

Symbol	ORNGC10
Exchange	Eurex
Currency	EUR
Security type	Future
Underlying	ORION CORPORATION B
Maturity	05-2025
Contract size	100

### Market data

Bid (Bid size)	- EUR (-)
Ask (Ask size)	- EUR (-)
Open	41.9794 EUR
High	41.9794 EUR
Low	41.9794 EUR
Close (prev. day)	41.613 EUR
Underlying	ORION CORPORATION B
Underlying price (date)	43.08 (24/08/07)
Settlement price (date)	41.98 (24/08/07)
Open Interest	0

### Performance and Risk

	6m	1Y	3Y
Perf (%)	-1.83%	+23.53%	-
Perf (abs.)	-0.77	+7.93	-
Beta	-	-	-
Volatility	28.47	26.67	-

### Futures and Options

Related Futures	-
Related Options	-











Information about previous performance does not guarantee future performance.  
Source: FactSet

### Price data

Ø price 5 days   Ø volume 5 days (pcs.)	41.4311 EUR (0)
Ø price 30 days   Ø volume 30 days (pcs.)	40.1396 EUR (0)
Ø price 100 days   Ø volume 100 days (pcs.)	36.8198 EUR (0)
Ø price 250 days   Ø volume 250 days (pcs.)	37.6111 EUR (0)
YTD High   date	44.6155 EUR (2024/01/17)
YTD Low   date	32.4423 EUR (2024/04/18)
52 Weeks High   date	44.6155 EUR (2024/01/17)
52 Weeks Low   date	32.4423 EUR (2024/04/18)

### Recent Research

on sector	on market		
Date		Headline	Download
2024/07/24		Global Equity Ratings	
2024/07/12		Global Equity Ratings	
2024/06/21		Global Equity Ratings	
2024/06/14		Global Equity Ratings	
2024/05/29		Global Equity Ratings	