

ORACLE CORP. FUTURE (ORCF) - EUX/C10

2024/04/18 18:31:32

Price
122.1235 USD

Difference  **-1.19% (-1.47)**

General attributes

Symbol	ORCFC10
Exchange	Eurex
Currency	USD
Security type	Future
Underlying	ORACLE CORP
Maturity	02-2025
Contract size	100

Market data

Bid (Bid size)	- USD (-)
Ask (Ask size)	- USD (-)
Open	122.1235 USD
High	122.1235 USD
Low	122.1235 USD
Close (prev. day)	123.5911 USD
Underlying	ORACLE CORP
Underlying price (date)	115.80 (24/04/19)
Settlement price (date)	122.73 (24/04/18)
Open Interest	0

Performance and Risk

	6m	1Y	3Y
Perf (%)	+7.72%	+23.46%	-
Perf (abs.)	+8.75	+23.21	-
Beta	-	-	-
Volatility	33.00	31.17	-

Futures and Options

Related Futures	-
Related Options	-







Information about previous performance does not guarantee future performance.
 Source: FactSet

Price data

Ø price 5 days Ø volume 5 days (pcs.)	124.3041 USD (0)
Ø price 30 days Ø volume 30 days (pcs.)	127.4623 USD (0)
Ø price 100 days Ø volume 100 days (pcs.)	118.0526 USD (0)
Ø price 250 days Ø volume 250 days (pcs.)	116.4667 USD (0)
YTD High date	135.6062 USD (2024/03/21)
YTD Low date	105.2458 USD (2024/01/03)
52 Weeks High date	135.6062 USD (2024/03/21)
52 Weeks Low date	96.6543 USD (2023/04/27)

Recent Research

on underlying		on sector		on market	
Date		Headline		Download	
2024/04/03		Global Equity Ratings			
2024/03/13		Global Equity Ratings			
2024/02/22		Global Equity Ratings			
2024/02/14		Global Equity Ratings			
2024/01/23		Global Equity Ratings			