

NIKE INC. FUTURE (NKEF) - EUX/C11

2024/04/25 18:47:09

Price
96.5948 USD

Difference  -1.60% (-1.57)

General attributes

Symbol	NKEFC11
Exchange	Eurex
Currency	USD
Security type	Future
Underlying	NIKE INC. 'B'
Maturity	03-2025
Contract size	100

Market data

Bid (Bid size)	- USD (-)
Ask (Ask size)	- USD (-)
Open	96.5948 USD
High	96.5948 USD
Low	96.5948 USD
Close (prev. day)	98.1657 USD
Underlying	NIKE INC. 'B'
Underlying price (date)	93.94 (24/04/25)
Settlement price (date)	96.59 (24/04/25)
Open Interest	0

Performance and Risk

	6m	1Y	3Y
Perf (%)	-10.37%	-24.54%	-
Perf (abs.)	-11.36	-31.93	-
Beta	-	-	-
Volatility	29.81	27.21	-

Futures and Options

Related Futures	-
Related Options	-

5Y












Information about previous performance does not guarantee future performance.
Source: FactSet

Price data

Ø price 5 days Ø volume 5 days (pcs.)	97.9547 USD (0)
Ø price 30 days Ø volume 30 days (pcs.)	97.8701 USD (0)
Ø price 100 days Ø volume 100 days (pcs.)	106.5986 USD (0)
Ø price 250 days Ø volume 250 days (pcs.)	108.5464 USD (0)
YTD High date	110.8117 USD (2024/01/02)
YTD Low date	92.1630 USD (2024/04/10)
52 Weeks High date	130.9231 USD (2023/05/08)
52 Weeks Low date	92.1630 USD (2024/04/10)

Recent Research

on underlying	on sector	on market	
Date		Headline	Download
2024/04/03		Global Equity Ratings	
2024/03/13		Global Equity Ratings	
2024/02/22		Global Equity Ratings	
2024/02/14		Global Equity Ratings	
2024/01/23		Global Equity Ratings	