

NETFLIX INC. FUTURE (NTFF) - EUX/C13

2024/04/22 18:36:43

Price
603.4999 USDDifference  2.08% (12.31)

General attributes

Symbol	NTFFC13
Exchange	Eurex
Currency	USD
Security type	Future
Underlying	NETFLIX INC
Maturity	05-2025
Contract size	100

Market data

Bid (Bid size)	- USD (-)
Ask (Ask size)	- USD (-)
Open	603.4999 USD
High	603.4999 USD
Low	603.4999 USD
Close (prev. day)	591.1901 USD
Underlying	NETFLIX INC
Underlying price (date)	554.60 (24/04/22)
Settlement price (date)	586.44 (24/04/22)
Open Interest	0

Performance and Risk

	6m	1Y	3Y
Perf (%)	+42.06%	+77.05%	-
Perf (abs.)	+178.68	+262.64	-
Beta	-	-	-
Volatility	35.66	38.88	-

Futures and Options

Related Futures	-
Related Options	-












Information about previous performance does not guarantee future performance.
Source: FactSet

Price data

Ø price 5 days Ø volume 5 days (pcs.)	629.4729 USD (0)
Ø price 30 days Ø volume 30 days (pcs.)	650.4934 USD (0)
Ø price 100 days Ø volume 100 days (pcs.)	582.2816 USD (0)
Ø price 250 days Ø volume 250 days (pcs.)	494.3954 USD (0)
YTD High date	677.5680 USD (2024/03/18)
YTD Low date	496.5086 USD (2024/01/03)
52 Weeks High date	677.5680 USD (2024/03/18)
52 Weeks Low date	161.5284 USD (2023/12/14)

Recent Research

on underlying	on sector	on market	
Date		Headline	Download
2024/04/03		Global Equity Ratings	
2024/03/13		Global Equity Ratings	
2024/02/22		Global Equity Ratings	
2024/02/14		Global Equity Ratings	
2024/01/23		Global Equity Ratings	