

# PROCTER & GAMBLE CO., THE FUTURE (PGFF) - EUX/C11

2024/10/18 19:07:23

Price  
**175.0276** USD

Difference  0.04% (0.07)

### General attributes

Symbol	PGFFC11
Exchange	Eurex
Currency	USD
Security type	Future
Underlying	PROCTER & GAMBLE CO
Maturity	09-2025
Contract size	100

### Market data

Bid (Bid size)	- USD (-)
Ask (Ask size)	- USD (-)
Open	175.0276 USD
High	175.0276 USD
Low	175.0276 USD
Close (prev. day)	174.9573 USD
Underlying	PROCTER & GAMBLE CO
Underlying price (date)	171.28 (24/10/18)
Settlement price (date)	175.68 (24/10/18)
Open Interest	0

### Performance and Risk

	6m	1Y	3Y
Perf (%)	+8.64%	+14.84%	-
Perf (abs.)	+13.92	+22.62	-
Beta	-	-	-
Volatility	18.49	16.45	-

### Futures and Options

Related Futures	-
Related Options	-

5Y












Information about previous performance does not guarantee future performance.  
Source: FactSet

### Price data

Ø price 5 days   Ø volume 5 days (pcs.)	174.9769 USD (0)
Ø price 30 days   Ø volume 30 days (pcs.)	175.3920 USD (0)
Ø price 100 days   Ø volume 100 days (pcs.)	173.8778 USD (0)
Ø price 250 days   Ø volume 250 days (pcs.)	164.1245 USD (0)
YTD High   date	180.9305 USD (2024/09/10)
YTD Low   date	149.8757 USD (2024/01/18)
52 Weeks High   date	180.9305 USD (2024/09/10)
52 Weeks Low   date	145.9152 USD (2023/12/15)

### Recent Research

on underlying	on sector	on market	
Date		Headline	Download
2024/09/27		Global Equity Ratings	
2024/09/11		Global Equity Ratings	
2024/09/05		Global Equity Ratings	
2024/08/12		Global Equity Ratings	
2024/07/24		Global Equity Ratings	