

## MICROSOFT CORP. FUTURE (MSTF) - EUX/C10

2024/07/16 18:50:42

Price  
**464.5802** USDDifference  -1.45% (-6.81)

## General attributes

Symbol	MSTFC10
Exchange	Eurex
Currency	USD
Security type	Future
Underlying	MICROSOFT CORP.
Maturity	04-2025
Contract size	100

## Market data

Bid (Bid size)	- USD (-)
Ask (Ask size)	- USD (-)
Open	464.5802 USD
High	464.5802 USD
Low	464.5802 USD
Close (prev. day)	471.3948 USD
Underlying	MICROSOFT CORP.
Underlying price (date)	449.52 (24/07/16)
Settlement price (date)	464.58 (24/07/16)
Open Interest	0

## Performance and Risk

	6m	1Y	3Y
Perf (%)	+14.71%	+28.12%	-
Perf (abs.)	+59.58	+101.98	-
Beta	-	-	-
Volatility	28.95	23.33	-

## Futures and Options

Related Futures	-
Related Options	-

5Y












Information about previous performance does not guarantee future performance.  
Source: FactSet

## Price data

Ø price 5 days   Ø volume 5 days (pcs.)	470.9492 USD (0)
Ø price 30 days   Ø volume 30 days (pcs.)	470.4721 USD (0)
Ø price 100 days   Ø volume 100 days (pcs.)	439.2471 USD (0)
Ø price 250 days   Ø volume 250 days (pcs.)	390.0282 USD (0)
YTD High   date	483.9251 USD (2024/07/05)
YTD Low   date	384.0266 USD (2024/01/08)
52 Weeks High   date	483.9251 USD (2024/07/05)
52 Weeks Low   date	323.0008 USD (2023/09/27)

## Recent Research

on underlying	on sector	on market	
Date		Headline	Download
2024/07/12		Global Equity Ratings	
2024/06/21		Global Equity Ratings	
2024/06/14		Global Equity Ratings	
2024/05/29		Global Equity Ratings	
2024/04/26		Global Equity Ratings	