

MICROSOFT CORP. FUTURE (MSTF) - EUX/C1

2024/07/26 18:35:35

Price
425.6602 USDDifference  0.71% (3.00)

General attributes

Symbol	MSTFC1
Exchange	Eurex
Currency	USD
Security type	Future
Underlying	MICROSOFT CORP.
Maturity	08-2024
Contract size	100

Market data

Bid (Bid size)	- USD (-)
Ask (Ask size)	- USD (-)
Open	425.6602 USD
High	425.6602 USD
Low	425.6602 USD
Close (prev. day)	422.6597 USD
Underlying	MICROSOFT CORP.
Underlying price (date)	425.27 (24/07/26)
Settlement price (date)	425.66 (24/07/26)
Open Interest	45

Performance and Risk

	6m	1Y	3Y
Perf (%)	+4.82%	+26.15%	-
Perf (abs.)	+19.59	+88.24	-
Beta	-	-	-
Volatility	26.04	20.96	-

Futures and Options

Related Futures	-
Related Options	-












Information about previous performance does not guarantee future performance.
Source: FactSet

Price data

Ø price 5 days Ø volume 5 days (pcs.)	433.6718 USD (0)
Ø price 30 days Ø volume 30 days (pcs.)	441.8177 USD (0)
Ø price 100 days Ø volume 100 days (pcs.)	423.0509 USD (0)
Ø price 250 days Ø volume 250 days (pcs.)	378.3025 USD (0)
YTD High date	455.4507 USD (2024/07/15)
YTD Low date	371.1080 USD (2024/01/08)
52 Weeks High date	455.4507 USD (2024/07/15)
52 Weeks Low date	311.8866 USD (2023/09/27)

Recent Research

on underlying	on sector	on market		
Date			Headline	Download
2024/07/24			Global Equity Ratings	
2024/07/12			Global Equity Ratings	
2024/06/21			Global Equity Ratings	
2024/06/14			Global Equity Ratings	
2024/05/29			Global Equity Ratings	