

MICROSOFT CORP. FUTURE (MSTF) - EUX/C1

2024/06/21 19:14:42

Price
447.45 USDDifference  0.36% (1.59)

General attributes

Symbol	MSTFC1
Exchange	Eurex
Currency	USD
Security type	Future
Underlying	MICROSOFT CORP.
Maturity	07-2024
Contract size	100

Market data

Bid (Bid size)	- USD (-)
Ask (Ask size)	- USD (-)
Open	448.87 USD
High	448.87 USD
Low	447.45 USD
Close (prev. day)	445.8563 USD
Underlying	MICROSOFT CORP.
Underlying price (date)	450.95 (24/06/25)
Settlement price (date)	450.79 (24/06/25)
Open Interest	0

Performance and Risk

	6m	1Y	3Y
Perf (%)	+19.92%	+33.82%	-
Perf (abs.)	+74.33	+113.09	-
Beta	-	-	-
Volatility	23.15	20.93	-

Futures and Options

Related Futures	-
Related Options	-












5Y

Information about previous performance does not guarantee future performance.
Source: FactSet

Price data

Ø price 5 days Ø volume 5 days (pcs.)	446.11 USD (0)
Ø price 30 days Ø volume 30 days (pcs.)	- USD (-)
Ø price 100 days Ø volume 100 days (pcs.)	415.47 USD (0)
Ø price 250 days Ø volume 250 days (pcs.)	371.01 USD (0)
YTD High date	448.87 USD (2024/06/21)
YTD Low date	371.11 USD (2024/01/08)
52 Weeks High date	448.87 USD (2024/06/21)
52 Weeks Low date	311.89 USD (2023/09/27)

Recent Research

on underlying	on sector	on market	
Date		Headline	Download
2024/06/21		Global Equity Ratings	
2024/06/14		Global Equity Ratings	
2024/05/29		Global Equity Ratings	
2024/04/26		Global Equity Ratings	
2024/04/03		Global Equity Ratings	