

# MICROSOFT CORP. FUTURE (MSTF) - EUX/C1

2024/04/30 18:39:37

Price  
**397.7128** USD

Difference  -1.06% (-4.25)

### General attributes

Symbol	MSTFC1
Exchange	Eurex
Currency	USD
Security type	Future
Underlying	MICROSOFT CORP.
Maturity	06-2024
Contract size	100

### Market data

Bid (Bid size)	- USD (-)
Ask (Ask size)	- USD (-)
Open	397.7128 USD
High	397.7128 USD
Low	397.7128 USD
Close (prev. day)	401.9586 USD
Underlying	MICROSOFT CORP.
Underlying price (date)	415.605 (24/05/31)
Settlement price (date)	407.99 (24/05/31)
Open Interest	0

### Performance and Risk

	6m	1Y	3Y
Perf (%)	+15.24%	+32.71%	-
Perf (abs.)	+54.30	+101.22	-
Beta	-	-	-
Volatility	18.60	19.83	-

### Futures and Options

Related Futures	-
Related Options	-

5Y












Information about previous performance does not guarantee future performance.  
Source: FactSet

### Price data

Ø price 5 days   Ø volume 5 days (pcs.)	402.9826 USD (0)
Ø price 30 days   Ø volume 30 days (pcs.)	415.9779 USD (0)
Ø price 100 days   Ø volume 100 days (pcs.)	402.9038 USD (0)
Ø price 250 days   Ø volume 250 days (pcs.)	363.9787 USD (0)
YTD High   date	431.9531 USD (2024/03/21)
YTD Low   date	371.1080 USD (2024/01/08)
52 Weeks High   date	431.9531 USD (2024/03/21)
52 Weeks Low   date	307.0413 USD (2023/05/09)

### Recent Research

on underlying	on sector	on market	
Date		Headline	Download
2024/05/29		Global Equity Ratings	
2024/04/26		Global Equity Ratings	
2024/04/03		Global Equity Ratings	
2024/03/13		Global Equity Ratings	
2024/02/22		Global Equity Ratings	