

MICROSOFT CORP. FUTURE (MSTF) - EUX/C1

2024/04/30 18:39:37

Price
397.7128 USDDifference  -1.06% (-4.25)

General attributes

Symbol	MSTFC1
Exchange	Eurex
Currency	USD
Security type	Future
Underlying	MICROSOFT CORP.
Maturity	06-2024
Contract size	100

Market data

Bid (Bid size)	- USD (-)
Ask (Ask size)	- USD (-)
Open	397.7128 USD
High	397.7128 USD
Low	397.7128 USD
Close (prev. day)	401.9586 USD
Underlying	MICROSOFT CORP.
Underlying price (date)	420.21 (24/05/17)
Settlement price (date)	421.01 (24/05/17)
Open Interest	0

Performance and Risk

	6m	1Y	3Y
Perf (%)	+15.24%	+32.71%	-
Perf (abs.)	+54.30	+101.22	-
Beta	-	-	-
Volatility	18.60	19.83	-

Futures and Options

Related Futures	-
Related Options	-













Information about previous performance does not guarantee future performance.
Source: FactSet

Price data

Ø price 5 days Ø volume 5 days (pcs.)	402.9826 USD (0)
Ø price 30 days Ø volume 30 days (pcs.)	415.9779 USD (0)
Ø price 100 days Ø volume 100 days (pcs.)	402.9038 USD (0)
Ø price 250 days Ø volume 250 days (pcs.)	363.9787 USD (0)
YTD High date	431.9531 USD (2024/03/21)
YTD Low date	371.1080 USD (2024/01/08)
52 Weeks High date	431.9531 USD (2024/03/21)
52 Weeks Low date	307.0413 USD (2023/05/09)

Recent Research

on underlying	on sector	on market	
Date		Headline	Download
2024/04/26		Global Equity Ratings	
2024/04/03		Global Equity Ratings	
2024/03/13		Global Equity Ratings	
2024/02/22		Global Equity Ratings	
2024/02/14		Global Equity Ratings	

5Y