

MERLIN PROPERTIES SOCIMI S.A. FUTURE (MRLF) - EUX/C12

2024/07/16 18:50:42

Price
10.6486 EUR

Difference  0.09% (0.01)

General attributes

| | |
|---------------|-------------------------------|
| Symbol | MRLFC12 |
| Exchange | Eurex |
| Currency | EUR |
| Security type | Future |
| Underlying | MERLIN PROPERTIES SOCIMI S.A. |
| Maturity | 06-2025 |
| Contract size | 100 |

Market data

| | |
|-------------------------|-------------------------------|
| Bid (Bid size) | - EUR (-) |
| Ask (Ask size) | - EUR (-) |
| Open | 10.6486 EUR |
| High | 10.6486 EUR |
| Low | 10.6486 EUR |
| Close (prev. day) | 10.6393 EUR |
| Underlying | MERLIN PROPERTIES SOCIMI S.A. |
| Underlying price (date) | 10.75 (24/07/16) |
| Settlement price (date) | 10.65 (24/07/16) |
| Open Interest | 0 |

Performance and Risk

| | 6m | 1Y | 3Y |
|-------------|---------|---------|----|
| Perf (%) | +13.42% | +32.05% | - |
| Perf (abs.) | +1.26 | +2.58 | - |
| Beta | - | - | - |
| Volatility | 22.69 | 26.24 | - |

Futures and Options

| | |
|-----------------|---|
| Related Futures | - |
| Related Options | - |













Information about previous performance does not guarantee future performance.
Source: FactSet

Price data

| | |
|---|--------------------------|
| Ø price 5 days Ø volume 5 days (pcs.) | 10.6469 EUR (0) |
| Ø price 30 days Ø volume 30 days (pcs.) | 10.5536 EUR (0) |
| Ø price 100 days Ø volume 100 days (pcs.) | 9.7232 EUR (0) |
| Ø price 250 days Ø volume 250 days (pcs.) | 8.8752 EUR (0) |
| YTD High date | 10.9505 EUR (2024/05/02) |
| YTD Low date | 8.6126 EUR (2024/02/29) |
| 52 Weeks High date | 10.9505 EUR (2024/05/02) |
| 52 Weeks Low date | 7.1634 EUR (2023/10/25) |

Recent Research

| on sector | | on market | |
|------------|---|-----------------------|---|
| Date | | Headline | Download |
| 2024/07/12 |  | Global Equity Ratings |  |
| 2024/06/21 |  | Global Equity Ratings |  |
| 2024/06/14 |  | Global Equity Ratings |  |
| 2024/05/29 |  | Global Equity Ratings |  |
| 2024/04/26 |  | Global Equity Ratings |  |