

MERLIN PROPERTIES SOCIMI S.A. FUTURE (MRLF) - EUX/C12

2024/06/21 19:17:29

Price
10.4224 EUR

Difference  -1.96% (-0.21)

General attributes

Symbol	MRLFC12
Exchange	Eurex
Currency	EUR
Security type	Future
Underlying	MERLIN PROPERTIES SOCIMI S.A.
Maturity	06-2025
Contract size	100

Market data

Bid (Bid size)	- EUR (-)
Ask (Ask size)	- EUR (-)
Open	10.4224 EUR
High	10.4224 EUR
Low	10.4224 EUR
Close (prev. day)	10.6305 EUR
Underlying	MERLIN PROPERTIES SOCIMI S.A.
Underlying price (date)	10.39 (24/07/09)
Settlement price (date)	10.28 (24/07/09)
Open Interest	0

Performance and Risk

	6m	1Y	3Y
Perf (%)	+4.88%	+36.81%	-
Perf (abs.)	+0.49	+2.80	-
Beta	-	-	-
Volatility	22.46	26.50	-

Futures and Options

Related Futures	-
Related Options	-












5Y

Information about previous performance does not guarantee future performance.
Source: FactSet

Price data

Ø price 5 days Ø volume 5 days (pcs.)	10.4975 EUR (0)
Ø price 30 days Ø volume 30 days (pcs.)	- EUR (-)
Ø price 100 days Ø volume 100 days (pcs.)	9.5396 EUR (0)
Ø price 250 days Ø volume 250 days (pcs.)	8.7837 EUR (0)
YTD High date	10.9505 EUR (2024/05/02)
YTD Low date	8.6126 EUR (2024/02/29)
52 Weeks High date	10.9505 EUR (2024/05/02)
52 Weeks Low date	7.1634 EUR (2023/10/25)

Recent Research

on sector		on market	
Date		Headline	Download
2024/06/21		Global Equity Ratings	
2024/06/14		Global Equity Ratings	
2024/05/29		Global Equity Ratings	
2024/04/26		Global Equity Ratings	
2024/04/03		Global Equity Ratings	