

NORFOLK SOUTHERN CORP. FUTURE (NSCF) - EUX/C12

2024/08/16 19:01:45

Price
246.8616 USD

Difference  **-0.72% (-1.80)**

General attributes

Symbol	NSCFC12
Exchange	Eurex
Currency	USD
Security type	Future
Underlying	NORFOLK SOUTHERN CORP
Maturity	08-2025
Contract size	100

Market data

Bid (Bid size)	- USD (-)
Ask (Ask size)	- USD (-)
Open	246.8616 USD
High	246.8616 USD
Low	246.8616 USD
Close (prev. day)	248.6579 USD
Underlying	NORFOLK SOUTHERN CORP
Underlying price (date)	240.44 (24/08/16)
Settlement price (date)	246.24 (24/08/16)
Open Interest	0

Performance and Risk

	6m	1Y	3Y
Perf (%)	-6.01%	+14.56%	-
Perf (abs.)	-15.79	+31.38	-
Beta	-	-	-
Volatility	29.47	26.78	-

Futures and Options

Related Futures	-
Related Options	-

5Y












Information about previous performance does not guarantee future performance.
Source: FactSet

Price data

Ø price 5 days Ø volume 5 days (pcs.)	245.8352 USD (0)
Ø price 30 days Ø volume 30 days (pcs.)	243.3416 USD (0)
Ø price 100 days Ø volume 100 days (pcs.)	245.9954 USD (0)
Ø price 250 days Ø volume 250 days (pcs.)	234.2181 USD (0)
YTD High date	269.9821 USD (2024/03/13)
YTD Low date	226.5164 USD (2024/06/17)
52 Weeks High date	269.9821 USD (2024/03/13)
52 Weeks Low date	189.9576 USD (2023/10/27)

Recent Research

on sector		on market	
Date		Headline	Download
2024/08/12		Global Equity Ratings	
2024/07/24		Global Equity Ratings	
2024/07/12		Global Equity Ratings	
2024/06/21		Global Equity Ratings	
2024/06/14		Global Equity Ratings	