

NIKE INC. FUTURE (NKEF) - EUX/C12

2024/10/18 19:07:20

Price
84.9419 USD

Difference  **-1.15% (-0.99)**

General attributes

Symbol	NKEFC12
Exchange	Eurex
Currency	USD
Security type	Future
Underlying	NIKE INC. 'B'
Maturity	10-2025
Contract size	100

Market data

Bid (Bid size)	- USD (-)
Ask (Ask size)	- USD (-)
Open	84.9419 USD
High	84.9419 USD
Low	84.9419 USD
Close (prev. day)	85.9334 USD
Underlying	NIKE INC. 'B'
Underlying price (date)	82.92 (24/10/18)
Settlement price (date)	85.19 (24/10/18)
Open Interest	0

Performance and Risk

	6m	1Y	3Y
Perf (%)	-13.80%	-20.94%	-
Perf (abs.)	-13.60	-22.49	-
Beta	-	-	-
Volatility	48.72	38.78	-

Futures and Options

Related Futures	-
Related Options	-

5Y












Information about previous performance does not guarantee future performance.
Source: FactSet

Price data

Ø price 5 days Ø volume 5 days (pcs.)	84.8067 USD (0)
Ø price 30 days Ø volume 30 days (pcs.)	85.1373 USD (0)
Ø price 100 days Ø volume 100 days (pcs.)	82.6142 USD (0)
Ø price 250 days Ø volume 250 days (pcs.)	97.6697 USD (0)
YTD High date	110.9320 USD (2024/01/02)
YTD Low date	73.8243 USD (2024/08/05)
52 Weeks High date	127.9007 USD (2023/12/20)
52 Weeks Low date	73.8243 USD (2024/08/05)

Recent Research

on underlying	on sector	on market	
Date		Headline	Download
2024/09/27		Global Equity Ratings	
2024/09/11		Global Equity Ratings	
2024/09/05		Global Equity Ratings	
2024/08/12		Global Equity Ratings	
2024/07/24		Global Equity Ratings	