

# NIKE INC. FUTURE (NKEF) - EUX/C12

2024/04/25 18:47:09

Price  
**96.9596** USD

Difference  -1.60% (-1.57)

### General attributes

Symbol	NKEFC12
Exchange	Eurex
Currency	USD
Security type	Future
Underlying	NIKE INC. 'B'
Maturity	04-2025
Contract size	100

### Market data

Bid (Bid size)	- USD (-)
Ask (Ask size)	- USD (-)
Open	96.9596 USD
High	96.9596 USD
Low	96.9596 USD
Close (prev. day)	98.5313 USD
Underlying	NIKE INC. 'B'
Underlying price (date)	93.69 (24/04/25)
Settlement price (date)	96.96 (24/04/25)
Open Interest	0

### Performance and Risk

	6m	1Y	3Y
Perf (%)	-10.41%	-24.60%	-
Perf (abs.)	-11.45	-32.15	-
Beta	-	-	-
Volatility	29.84	27.26	-

### Futures and Options

Related Futures	-
Related Options	-

5Y












Information about previous performance does not guarantee future performance.  
Source: FactSet

### Price data

Ø price 5 days   Ø volume 5 days (pcs.)	98.3275 USD (0)
Ø price 30 days   Ø volume 30 days (pcs.)	98.2002 USD (0)
Ø price 100 days   Ø volume 100 days (pcs.)	106.8710 USD (0)
Ø price 250 days   Ø volume 250 days (pcs.)	108.8798 USD (0)
YTD High   date	110.9320 USD (2024/01/02)
YTD Low   date	92.5219 USD (2024/04/10)
52 Weeks High   date	131.4660 USD (2023/05/08)
52 Weeks Low   date	92.5219 USD (2024/04/10)

### Recent Research

on underlying	on sector	on market	
Date		Headline	Download
2024/04/03		Global Equity Ratings	
2024/03/13		Global Equity Ratings	
2024/02/22		Global Equity Ratings	
2024/02/14		Global Equity Ratings	
2024/01/23		Global Equity Ratings	