

# MTU AERO ENGINES AG FUTURE (MTXF) - EUX/C10

2024/09/17 18:46:05

**Price**  
**275.2348** EUR

**Difference**  **-2.45% (-6.90)**

### General attributes

Symbol	MTXFC10
Exchange	Eurex
Currency	EUR
Security type	Future
Underlying	MTU AERO ENGINES AG
Maturity	06-2025
Contract size	100

### Market data

Bid (Bid size)	- EUR (-)
Ask (Ask size)	- EUR (-)
Open	275.2348 EUR
High	275.2348 EUR
Low	275.2348 EUR
Close (prev. day)	282.1357 EUR
Underlying	MTU AERO ENGINES AG
Underlying price (date)	270.30 (24/09/18)
Settlement price (date)	275.23 (24/09/17)
Open Interest	0

### Performance and Risk

	6m	1Y	3Y
Perf (%)	+19.91%	+55.02%	-
Perf (abs.)	+45.69	+97.69	-
Beta	-	-	-
Volatility	25.03	23.40	-

### Futures and Options

Related Futures	-
Related Options	-

5Y












Information about previous performance does not guarantee future performance.  
Source: FactSet

### Price data

Ø price 5 days   Ø volume 5 days (pcs.)	280.4598 EUR (0)
Ø price 30 days   Ø volume 30 days (pcs.)	273.3216 EUR (0)
Ø price 100 days   Ø volume 100 days (pcs.)	264.1898 EUR (0)
Ø price 250 days   Ø volume 250 days (pcs.)	221.1687 EUR (0)
YTD High   date	285.0783 EUR (2024/09/13)
YTD Low   date	197.8028 EUR (2024/01/03)
52 Weeks High   date	285.0783 EUR (2024/09/13)
52 Weeks Low   date	164.7922 EUR (2023/09/21)

### Recent Research

on sector		on market	
Date		Headline	Download
2024/09/11		Global Equity Ratings	
2024/09/05		Global Equity Ratings	
2024/08/12		Global Equity Ratings	
2024/07/24		Global Equity Ratings	
2024/07/12		Global Equity Ratings	