

ORION CORP. FUTURE (ORNG) - EUX/C11

2024/08/07 18:43:25

Price
42.0905 EUR

Difference  0.88% (0.37)

General attributes

| | |
|---------------|---------------------|
| Symbol | ORNGC11 |
| Exchange | Eurex |
| Currency | EUR |
| Security type | Future |
| Underlying | ORION CORPORATION B |
| Maturity | 06-2025 |
| Contract size | 100 |

Market data

| | |
|-------------------------|---------------------|
| Bid (Bid size) | - EUR (-) |
| Ask (Ask size) | - EUR (-) |
| Open | 42.0905 EUR |
| High | 42.0905 EUR |
| Low | 42.0905 EUR |
| Close (prev. day) | 41.723 EUR |
| Underlying | ORION CORPORATION B |
| Underlying price (date) | 43.08 (24/08/07) |
| Settlement price (date) | 42.09 (24/08/07) |
| Open Interest | 0 |

Performance and Risk

| | 6m | 1Y | 3Y |
|-------------|--------|---------|----|
| Perf (%) | -1.63% | +23.55% | - |
| Perf (abs.) | -0.70 | +8.02 | - |
| Beta | - | - | - |
| Volatility | 27.00 | 25.97 | - |

Futures and Options

| | |
|-----------------|---|
| Related Futures | - |
| Related Options | - |










5Y

Information about previous performance does not guarantee future performance.
Source: FactSet

Price data

| | |
|---|--------------------------|
| Ø price 5 days Ø volume 5 days (pcs.) | 41.6491 EUR (0) |
| Ø price 30 days Ø volume 30 days (pcs.) | 40.3512 EUR (0) |
| Ø price 100 days Ø volume 100 days (pcs.) | 36.6661 EUR (0) |
| Ø price 250 days Ø volume 250 days (pcs.) | 37.6806 EUR (0) |
| YTD High date | 44.7180 EUR (2024/01/17) |
| YTD Low date | 32.5437 EUR (2024/04/18) |
| 52 Weeks High date | 44.7180 EUR (2024/01/17) |
| 52 Weeks Low date | 32.5437 EUR (2024/04/18) |

Recent Research

| on sector | | on market | |
|------------|---|-----------------------|---|
| Date | | Headline | Download |
| 2024/07/24 |  | Global Equity Ratings |  |
| 2024/07/12 |  | Global Equity Ratings |  |
| 2024/06/21 |  | Global Equity Ratings |  |
| 2024/06/14 |  | Global Equity Ratings |  |
| 2024/05/29 |  | Global Equity Ratings |  |