

ORACLE CORP. FUTURE (ORCF) - EUX/C11

2024/06/21 19:17:33

Price
146.735 USD

Difference  -1.07% (-1.59)

General attributes

Symbol	ORCF11
Exchange	Eurex
Currency	USD
Security type	Future
Underlying	ORACLE CORP
Maturity	05-2025
Contract size	100

Market data

Bid (Bid size)	- USD (-)
Ask (Ask size)	- USD (-)
Open	146.735 USD
High	146.735 USD
Low	146.735 USD
Close (prev. day)	148.3207 USD
Underlying	ORACLE CORP
Underlying price (date)	144.38 (24/07/03)
Settlement price (date)	149.49 (24/07/04)
Open Interest	0

Performance and Risk

	6m	1Y	3Y
Perf (%)	+35.53%	+15.86%	-
Perf (abs.)	+38.47	+20.09	-
Beta	-	-	-
Volatility	43.33	37.84	-

Futures and Options

Related Futures	-
Related Options	-

5Y










Information about previous performance does not guarantee future performance.
Source: FactSet

Price data

Ø price 5 days Ø volume 5 days (pcs.)	147.595 USD (0)
Ø price 30 days Ø volume 30 days (pcs.)	- USD (-)
Ø price 100 days Ø volume 100 days (pcs.)	124.575 USD (0)
Ø price 250 days Ø volume 250 days (pcs.)	118.916 USD (0)
YTD High date	149.497 USD (2024/06/18)
YTD Low date	105.618 USD (2024/01/03)
52 Weeks High date	149.497 USD (2024/06/18)
52 Weeks Low date	104.022 USD (2023/12/14)

Recent Research

on underlying	on sector	on market	
Date		Headline	Download
2024/06/21		Global Equity Ratings	
2024/06/14		Global Equity Ratings	
2024/05/29		Global Equity Ratings	
2024/04/26		Global Equity Ratings	
2024/04/03		Global Equity Ratings	