

ORACLE CORP. FUTURE (ORCF) - EUX/C1

2024/08/07 18:43:25

Price
129.2784 USD

Difference  **-0.23% (-0.30)**

General attributes

Symbol	ORCF1
Exchange	Eurex
Currency	USD
Security type	Future
Underlying	ORACLE CORP
Maturity	08-2024
Contract size	100

Market data

Bid (Bid size)	- USD (-)
Ask (Ask size)	- USD (-)
Open	129.2784 USD
High	129.2784 USD
Low	129.2784 USD
Close (prev. day)	129.5739 USD
Underlying	ORACLE CORP
Underlying price (date)	125.90 (24/08/07)
Settlement price (date)	129.28 (24/08/07)
Open Interest	0

Performance and Risk

	6m	1Y	3Y
Perf (%)	+11.13%	+11.56%	-
Perf (abs.)	+12.94	+13.39	-
Beta	-	-	-
Volatility	47.45	38.91	-

Futures and Options

Related Futures	-
Related Options	-

5Y












Information about previous performance does not guarantee future performance.
Source: FactSet

Price data

Ø price 5 days Ø volume 5 days (pcs.)	132.1798 USD (0)
Ø price 30 days Ø volume 30 days (pcs.)	138.2892 USD (0)
Ø price 100 days Ø volume 100 days (pcs.)	129.8398 USD (0)
Ø price 250 days Ø volume 250 days (pcs.)	116.5190 USD (0)
YTD High date	144.3746 USD (2024/06/18)
YTD Low date	102.0889 USD (2024/01/03)
52 Weeks High date	144.3746 USD (2024/06/18)
52 Weeks Low date	99.6600 USD (2023/12/15)

Recent Research

on underlying	on sector	on market	
Date		Headline	Download
2024/07/24		Global Equity Ratings	
2024/07/12		Global Equity Ratings	
2024/06/21		Global Equity Ratings	
2024/06/14		Global Equity Ratings	
2024/05/29		Global Equity Ratings	