

## ORACLE CORP. FUTURE (ORCF) - EUX/C1

2024/04/25 18:47:12

Price  
**114.4301** USDDifference  -0.32% (-0.37)

## General attributes

Symbol	ORCF1
Exchange	Eurex
Currency	USD
Security type	Future
Underlying	ORACLE CORP
Maturity	05-2024
Contract size	100

## Market data

Bid (Bid size)	- USD (-)
Ask (Ask size)	- USD (-)
Open	114.4301 USD
High	114.4301 USD
Low	114.4301 USD
Close (prev. day)	114.7984 USD
Underlying	ORACLE CORP
Underlying price (date)	114.47 (24/04/25)
Settlement price (date)	114.43 (24/04/25)
Open Interest	0

## Performance and Risk

	6m	1Y	3Y
Perf (%)	+10.98%	+20.34%	-
Perf (abs.)	+11.36	+19.41	-
Beta	-	-	-
Volatility	31.90	30.78	-

## Futures and Options

Related Futures	-
Related Options	-

5Y












Information about previous performance does not guarantee future performance.  
Source: FactSet

## Price data

Ø price 5 days   Ø volume 5 days (pcs.)	115.9346 USD (0)
Ø price 30 days   Ø volume 30 days (pcs.)	123.6148 USD (0)
Ø price 100 days   Ø volume 100 days (pcs.)	114.2510 USD (0)
Ø price 250 days   Ø volume 250 days (pcs.)	112.9961 USD (0)
YTD High   date	131.2418 USD (2024/03/21)
YTD Low   date	102.0889 USD (2024/01/03)
52 Weeks High   date	131.2418 USD (2024/03/21)
52 Weeks Low   date	93.8860 USD (2023/04/27)

## Recent Research

on underlying	on sector	on market	
Date		Headline	Download
2024/04/03		Global Equity Ratings	
2024/03/13		Global Equity Ratings	
2024/02/22		Global Equity Ratings	
2024/02/14		Global Equity Ratings	
2024/01/23		Global Equity Ratings	