

KERING S.A. FUTURE (PPXH) - EUX/C10

2024/06/21 19:17:36

Price
326.9611 EURDifference  1.25% (4.03)

General attributes

Symbol	PPXHC10
Exchange	Eurex
Currency	EUR
Security type	Future
Underlying	KERING S.A.
Maturity	04-2025
Contract size	100

Market data

Bid (Bid size)	- EUR (-)
Ask (Ask size)	- EUR (-)
Open	326.9611 EUR
High	326.9611 EUR
Low	326.9611 EUR
Close (prev. day)	322.9269 EUR
Underlying	KERING S.A.
Underlying price (date)	325.15 (24/06/25)
Settlement price (date)	332.91 (24/06/25)
Open Interest	0

Performance and Risk

	6m	1Y	3Y
Perf (%)	-18.72%	-37.51%	-
Perf (abs.)	-75.29	-196.23	-
Beta	-	-	-
Volatility	37.22	31.79	-

Futures and Options

Related Futures	-
Related Options	-

5Y









Information about previous performance does not guarantee future performance.
Source: FactSet

Price data

Ø price 5 days Ø volume 5 days (pcs.)	318.7245 EUR (0)
Ø price 30 days Ø volume 30 days (pcs.)	- EUR (-)
Ø price 100 days Ø volume 100 days (pcs.)	383.7488 EUR (0)
Ø price 250 days Ø volume 250 days (pcs.)	423.4972 EUR (0)
YTD High date	439.3971 EUR (2024/02/22)
YTD Low date	311.1236 EUR (2024/06/17)
52 Weeks High date	554.4321 EUR (2023/07/20)
52 Weeks Low date	311.1236 EUR (2024/06/17)

Recent Research

on underlying	on sector	on market	
Date		Headline	Download
2024/02/14		Global Equity Ratings	
2024/01/23		Global Equity Ratings	
2023/12/21		Global Equity Ratings	
2023/12/07		Global Equity Ratings	
2023/11/24		Global Equity Ratings	