

KERING S.A. FUTURE (PPXH) - EUX/C10

2024/05/06 18:30:04

Price
332.6587 EURDifference  -0.58% (-1.95)

General attributes

| | |
|---------------|-------------|
| Symbol | PPXHC10 |
| Exchange | Eurex |
| Currency | EUR |
| Security type | Future |
| Underlying | KERING S.A. |
| Maturity | 02-2025 |
| Contract size | 100 |

Market data

| | |
|-------------------------|-------------------|
| Bid (Bid size) | - EUR (-) |
| Ask (Ask size) | - EUR (-) |
| Open | 332.6587 EUR |
| High | 332.6587 EUR |
| Low | 332.6587 EUR |
| Close (prev. day) | 334.6041 EUR |
| Underlying | KERING S.A. |
| Underlying price (date) | 329.85 (24/05/07) |
| Settlement price (date) | 335.77 (24/05/07) |
| Open Interest | 0 |

Performance and Risk

| | 6m | 1Y | 3Y |
|-------------|---------|---------|----|
| Perf (%) | -14.68% | -43.87% | - |
| Perf (abs.) | -56.41 | -256.20 | - |
| Beta | - | - | - |
| Volatility | 34.57 | 30.19 | - |

Futures and Options

| | |
|-----------------|---|
| Related Futures | - |
| Related Options | - |

5Y













Information about previous performance does not guarantee future performance.
Source: FactSet

Price data

| | |
|---|---------------------------|
| Ø price 5 days Ø volume 5 days (pcs.) | 329.3556 EUR (0) |
| Ø price 30 days Ø volume 30 days (pcs.) | 356.2879 EUR (0) |
| Ø price 100 days Ø volume 100 days (pcs.) | 388.3693 EUR (0) |
| Ø price 250 days Ø volume 250 days (pcs.) | 441.2092 EUR (0) |
| YTD High date | 439.3971 EUR (2024/02/22) |
| YTD Low date | 324.0357 EUR (2024/04/24) |
| 52 Weeks High date | 578.6279 EUR (2023/05/03) |
| 52 Weeks Low date | 324.0357 EUR (2024/04/24) |

Recent Research

| on underlying | on sector | on market | |
|---------------|---|-----------------------|---|
| Date | | Headline | Download |
| 2024/02/14 |  | Global Equity Ratings |  |
| 2024/01/23 |  | Global Equity Ratings |  |
| 2023/12/21 |  | Global Equity Ratings |  |
| 2023/12/07 |  | Global Equity Ratings |  |
| 2023/11/24 |  | Global Equity Ratings |  |