

KERING S.A. FUTURE (PPXH) - EUX/C10

2024/04/26 18:31:52

Price
336.1613 EURDifference  3.37% (10.96)

General attributes

Symbol	PPXHC10
Exchange	Eurex
Currency	EUR
Security type	Future
Underlying	KERING S.A.
Maturity	02-2025
Contract size	100

Market data

Bid (Bid size)	- EUR (-)
Ask (Ask size)	- EUR (-)
Open	336.1613 EUR
High	336.1613 EUR
Low	336.1613 EUR
Close (prev. day)	325.2024 EUR
Underlying	KERING S.A.
Underlying price (date)	337.95 (24/04/26)
Settlement price (date)	336.16 (24/04/26)
Open Interest	0

Performance and Risk

	6m	1Y	3Y
Perf (%)	-12.76%	-41.64%	-
Perf (abs.)	-49.16	-239.84	-
Beta	-	-	-
Volatility	34.48	30.17	-

Futures and Options

Related Futures	-
Related Options	-

5Y









Information about previous performance does not guarantee future performance.
Source: FactSet

Price data

Ø price 5 days Ø volume 5 days (pcs.)	335.9286 EUR (0)
Ø price 30 days Ø volume 30 days (pcs.)	362.9022 EUR (0)
Ø price 100 days Ø volume 100 days (pcs.)	389.7438 EUR (0)
Ø price 250 days Ø volume 250 days (pcs.)	443.1088 EUR (0)
YTD High date	439.3971 EUR (2024/02/22)
YTD Low date	324.0357 EUR (2024/04/24)
52 Weeks High date	584.0532 EUR (2023/04/27)
52 Weeks Low date	324.0357 EUR (2024/04/24)

Recent Research

on underlying	on sector	on market	
Date		Headline	Download
2024/02/14		Global Equity Ratings	
2024/01/23		Global Equity Ratings	
2023/12/21		Global Equity Ratings	
2023/12/07		Global Equity Ratings	
2023/11/24		Global Equity Ratings	