

# NUTRIEN LTD FUTURE (POCF) - EUX/C11

2024/07/16 18:50:51

Price  
**51.0231** USD

Difference  1.32% (0.67)

### General attributes

Symbol	POCF11
Exchange	Eurex
Currency	USD
Security type	Future
Underlying	NUTRIEN LTD
Maturity	05-2025
Contract size	100

### Market data

Bid (Bid size)	- USD (-)
Ask (Ask size)	- USD (-)
Open	51.0231 USD
High	51.0231 USD
Low	51.0231 USD
Close (prev. day)	50.3572 USD
Underlying	NUTRIEN LTD
Underlying price (date)	50.91 (24/07/16)
Settlement price (date)	51.02 (24/07/16)
Open Interest	0

### Performance and Risk

	6m	1Y	3Y
Perf (%)	+0.68%	-17.48%	-
Perf (abs.)	+0.35	-10.81	-
Beta	-	-	-
Volatility	30.08	30.47	-

### Futures and Options

Related Futures	-
Related Options	-

5Y












Information about previous performance does not guarantee future performance.  
Source: FactSet

### Price data

Ø price 5 days   Ø volume 5 days (pcs.)	50.6815 USD (0)
Ø price 30 days   Ø volume 30 days (pcs.)	50.9842 USD (0)
Ø price 100 days   Ø volume 100 days (pcs.)	53.7523 USD (0)
Ø price 250 days   Ø volume 250 days (pcs.)	57.4744 USD (0)
YTD High   date	58.1838 USD (2024/01/02)
YTD Low   date	49.3574 USD (2024/02/08)
52 Weeks High   date	70.6796 USD (2023/07/31)
52 Weeks Low   date	49.3574 USD (2024/02/08)

### Recent Research

on sector			
Date		Headline	Download
2024/07/12		Global Equity Ratings	
2024/06/21		Global Equity Ratings	
2024/06/14		Global Equity Ratings	
2024/05/29		Global Equity Ratings	
2024/04/26		Global Equity Ratings	