

ACS, ACT.DE CONSTR.Y SERV. SA FUTURE (OCIG) - EUX/C10

2024/04/24 18:35:48

Price
37.5475 EUR

Difference  -0.34% (-0.13)

General attributes

Symbol	OCIGC10
Exchange	Eurex
Currency	EUR
Security type	Future
Underlying	ACS ACTIVIDADES DE CONSTRUCCIÓN Y SERVICIOS SA
Maturity	02-2025
Contract size	100

Market data

Bid (Bid size)	- EUR (-)
Ask (Ask size)	- EUR (-)
Open	37.5475 EUR
High	37.5475 EUR
Low	37.5475 EUR
Close (prev. day)	37.6762 EUR
Underlying	ACS ACTIVIDADES DE CONSTRUCCIÓN Y SERVICIOS SA
Underlying price (date)	38.36 (24/04/24)
Settlement price (date)	37.55 (24/04/24)
Open Interest	0

Performance and Risk

	6m	1Y	3Y
Perf (%)	+18.38%	+21.77%	-
Perf (abs.)	+5.85	+6.74	-
Beta	-	-	-
Volatility	22.85	19.96	-

Futures and Options

Related Futures	-
Related Options	-

5Y










Information about previous performance does not guarantee future performance.
Source: FactSet

Price data

Ø price 5 days Ø volume 5 days (pcs.)	37.5578 EUR (0)
Ø price 30 days Ø volume 30 days (pcs.)	38.1413 EUR (0)
Ø price 100 days Ø volume 100 days (pcs.)	37.7635 EUR (0)
Ø price 250 days Ø volume 250 days (pcs.)	34.2136 EUR (0)
YTD High date	39.7762 EUR (2024/03/21)
YTD Low date	35.2053 EUR (2024/01/29)
52 Weeks High date	39.7762 EUR (2024/03/21)
52 Weeks Low date	29.7493 EUR (2023/07/06)

Recent Research

on sector		on market	
Date		Headline	Download
2024/04/03		Global Equity Ratings	
2024/03/13		Global Equity Ratings	
2024/02/22		Global Equity Ratings	
2024/02/14		Global Equity Ratings	
2024/01/23		Global Equity Ratings	